



A PROGRAM OF LGBT  
TECH



# IMPACT REPORT

# 2022

# STRENGTHEN OUR

**03 INTRODUCTION**  
MISSION STATEMENT

**05 A LETTER FROM THE EXECUTIVE DIRECTOR**

**06 POWERON 2022 DATA**  
IMPACT IN 2022  
2022 AT A GLANCE  
HOW IS TECHNOLOGY CHANGING THE LIVES OF LGBTQ+ PEOPLE  
DEMOGRAPHICS  
CONFRONTING GENDER DISPARITIES  
PARTNER CENTERS

**16 TESTIMONIALS**

**17 CHALLENGES FACED BY THE LGBTQ+ COMMUNITY**

**19 MINI GRANT 2022**  
MINI GRANT IMPACT  
DISTRIBUTION

**22 SAFE PLACE INTERNATIONAL PARTNERSHIP**  
INTERNATIONAL IMPACT  
GRANTING TECH INTERNATIONALLY  
SUPPORTING LGBTQ+ REFUGEES AND ASYLUM SEEKERS INTERNATIONALLY  
HOW GRANTEES ARE USING POWERON TECHNOLOGY

**25 KEY TAKEAWAYS, SUCCESSES, AND CHALLENGES**  
SPI PARTNERSHIP  
SOCIAL IMPACT  
TELEHEALTH SUPPORT

**26 MORE FROM LGBT TECH**

**27 ACKNOWLEDGEMENTS**  
CONTACT US



# INTRODUCTION



## POWERON, A PROGRAM OF LGBT TECH, DESIGNED TO FORGE COMMUNITY THROUGH EQUITABLE ACCESS TO TECHNOLOGY.

PowerOn, a program of LGBT Tech, is a first-of-a-kind program that distributes technology to LGBTQ+ individuals who are isolated, disadvantaged, and at risk of homelessness across the country through our network of LGBTQ+ grantee organizations. LGBT Tech is a diverse team of experts that develops programs and resources that support LGBTQ+ communities and work to educate organizations and policy makers on the unique needs LGBTQ+ individuals face when it comes to tech.

*PowerOn is built on the foundation that digital rights are human rights, and our mission is to bridge the digital gap in the LGBTQ+ community. We provide technology, resources for internet access, and connection to vital information, research, and advocacy to both LGBTQ+ organizations and individual community members. We empower the LGBTQ+ community to transform their lives through technology.*

PowerOn was created to address the disproportionate digital divide for the LGBTQ+ community. Since the foundation of the program, ever-developing uses for technology and a physically isolating pandemic have expanded the integration of technology into daily life at an exponential rate. The program has continuously grown to adapt and pivot to meet the ever-changing needs of the LGBTQ+ community when it comes to access to technology. In 2022, we continued our work of granting technology to individuals as well as to LGBTQ+ community centers across the country through our PowerOn grant, the Mini Grant, and, for the first time, internationally through a new partnership with Safe Place International. Through our years of work with the community we know that access to technology can no longer be considered a luxury, but instead has become a basic necessity to not only survive but thrive in the world today.



“We always show up for our community, and together we will overcome the challenges before us.”

## MESSAGE FROM OUR EXECUTIVE DIRECTOR

Last year presented a tumultuous landscape for the LGBTQ+ community. As each month unfolded, we found ourselves navigating an ever-changing maze of challenges. This year, an unprecedented number of anti-trans legislative measures emerged across local, state, and federal arenas. Beyond that, the introduction of anti-drag and anti-abortion laws further strained the fabric of our community. However, amid these adversities, the resilience and achievements of our organization stood out as a beacon of hope. I want to express my profound gratitude to the dedicated team at LGBT Tech for their unwavering commitment and advocacy for the LGBTQ+ community, not just in 2022, but consistently over the years.

### Despite the hurdles:

- Our outreach saw an unparalleled surge
- We awarded grants, enabling trans individuals in remote regions to avail themselves of gender-affirming telehealth services
- Our support initiatives linked senior members of our community to dependable housing solutions.

While we may currently be engaged in one of the most defining struggles in our history, 2022 underscored a pivotal truth: our community is strongest when we unite, support, and empower each other with the resources we need to thrive. It is with immense pride that I present the 2022 PowerOn Impact Report. Within these pages, you'll discover the narrative of how, through our tech grants, we became a pillar of support for our community during this challenging year. If there's one sentiment that resonates from this report, it's this: we are unwavering in our commitment to our community, and united, we will surmount the challenges ahead.

*Christopher B. Wood*  
Executive Director

# POWERON SOCIAL IMPACT

We are committed to meeting our community where they are and expanding the social impact of the PowerOn grants.



**162%**  
increase in  
those who  
applied for  
a job



**730%**  
increase in  
those who  
completed  
schoolwork



**225%**  
increase in  
those who  
earned a  
GED or applied  
for school



**100%**  
increase in  
those who  
found  
stable  
housing



**OVER THE PAST FOUR YEARS,**  
the PowerOn Tech Grant has achieved the above increases in social impact.

When we asked partner centers what impact the granted technology had and for testimonials from the users of the technology, the overwhelming majority of answers mentioned supporting youth, supporting the community, and increasing access to technology. The following visualization displays the most frequently used words in larger font.



# POWERON DATA 2022

We are fortunate to have program supporters who understand the unique needs of the LGBTQ+ community when it comes to technology. Because of this support, we have been able to not only continue our work in providing access to technology, but are continuously expanding this work to reach more of our community impacted by the digital divide. The support provided by our sponsors in 2022 made a tangible difference for PowerOn program participants.



**563**  
DEVICES GRANTED



**\$92,948**  
WORTH OF  
TECHNOLOGY  
GRANTED



**80,975**  
PEOPLE REACHED  
BY POWERON  
TECHNOLOGY



## 2022 AT A GLANCE...

**124%**  
increase in devices  
granted over 2021



**94%**  
increase in dollar  
amount of granted  
technology from 2021.



**695%**  
increase in reach over  
the past four years



## HOW IS TECHNOLOGY CHANGING THE LIVES OF LGBTQ+ PEOPLE?

Finding employment, stable housing, and completing education have a direct effect on mental health, physical health and wellbeing, standard of living, self esteem, life satisfaction, and social & civic engagement. The outcomes of the PowerOn program are part of a transformative process that changes individual lives as well as LGBTQ+ communities.

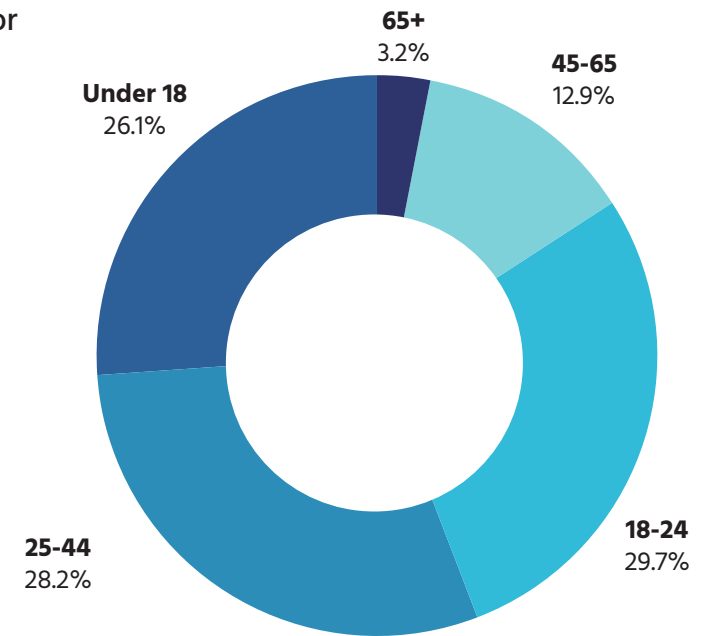


## DEMOGRAPHIC OF POWERON USERS

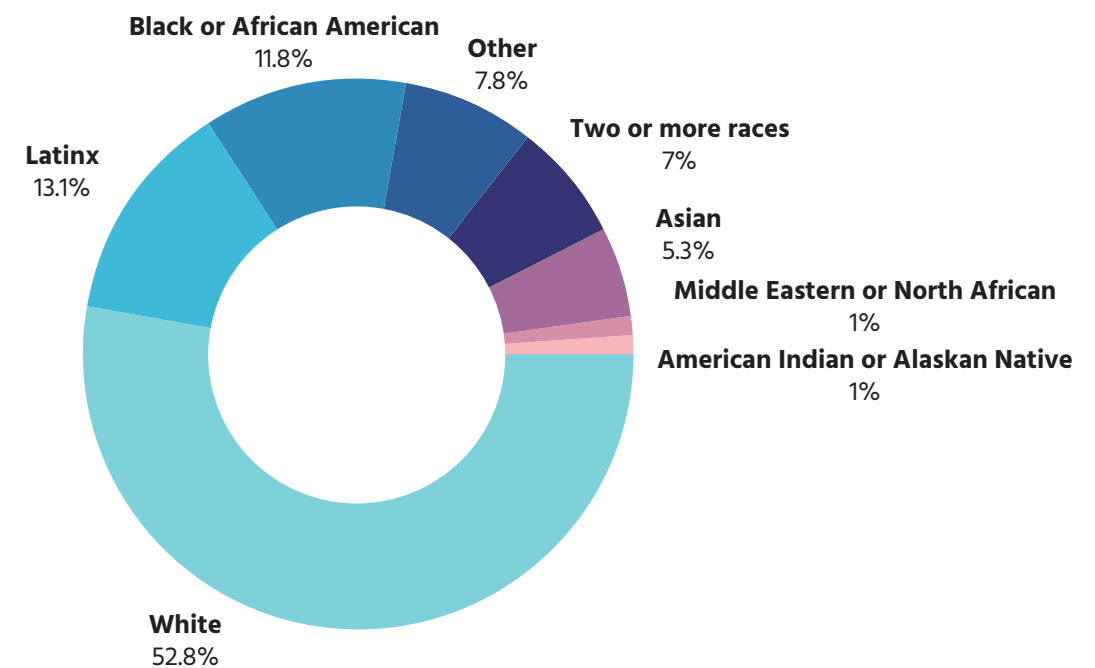
It is no secret that digital literacy is a requirement in the world we live in. Banks are downsizing front-line employees and physical branches, older adults need to complete an online application for Social Security Income (SSI), and most landlords require online applications for tenant consideration. Current generations grew up with wide access to digital literacy, but our community's older adults are often left behind when it comes to these skills. That is why we are proud to share that PowerOn technology reached 410 older adults (65+) in 2022. Among those older adults was a 78 year old Puerto Rican lesbian who used the technology to find better housing, access benefits, and connect with community. Waves Ahead, our partner center, provided her with a tutor and upgraded technology to achieve this.

According to a study conducted by the UCLA Williams Institute, nearly half of LGBTQ+ people of color live in low-income households, and 36% of LGBTQ+ people who identify as white live in low-income households. There is no question that the LGBTQ+ community faces economic barriers not experienced by non-LGBTQ+ individuals. In a world where technology has a hefty price tag and a life-saving impact, PowerOn moves to have a lasting impact across all demographics and combat the financial burden of purchasing tech.

DEMOGRAPHICS | AGE



DEMOGRAPHICS | RACE AND ETHNICITY



“Our Center serves a broad rural geographical area with significant barriers to accessing our direct or physical services. Web-based communication allows us to easily connect folks to affirming referrals, education and resources – that might not be otherwise possible. We have clients that access our virtual support group from outside of our immediate vicinity as well.”

— Shenandoah LGBTQ Center,  
Staunton, VA

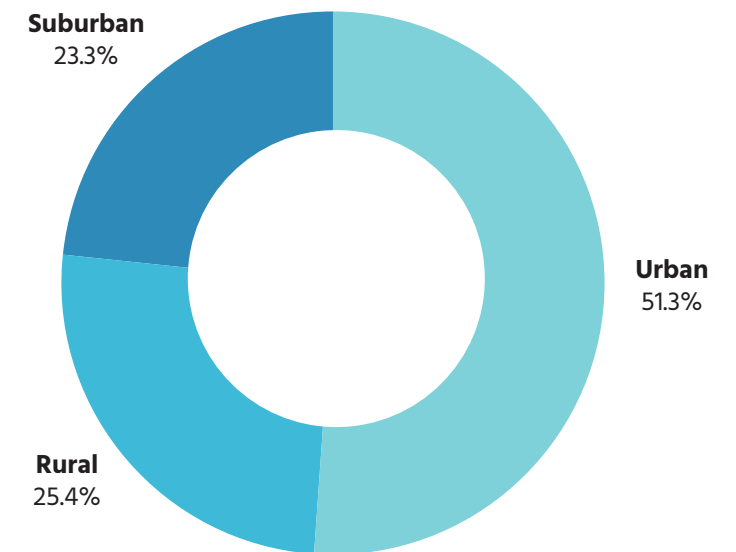


LGBTQ+ individuals living in rural America face many of the same challenges as those living in urban areas, however many of these issues can be exacerbated by lack of access to resources and community. According to research, living in smaller communities may mean a lack of alternative options in the face of workplace or housing discrimination, limited access to safe and informed healthcare, or increased vulnerability to legal discrimination. Rural LGBTQ+ communities may need to travel farther to access support from LGBTQ+ community centers and social service providers, and may not get to enjoy spaces for community joy and celebration such as Pride parades, queer nightlife, or LGBTQ+ social clubs.

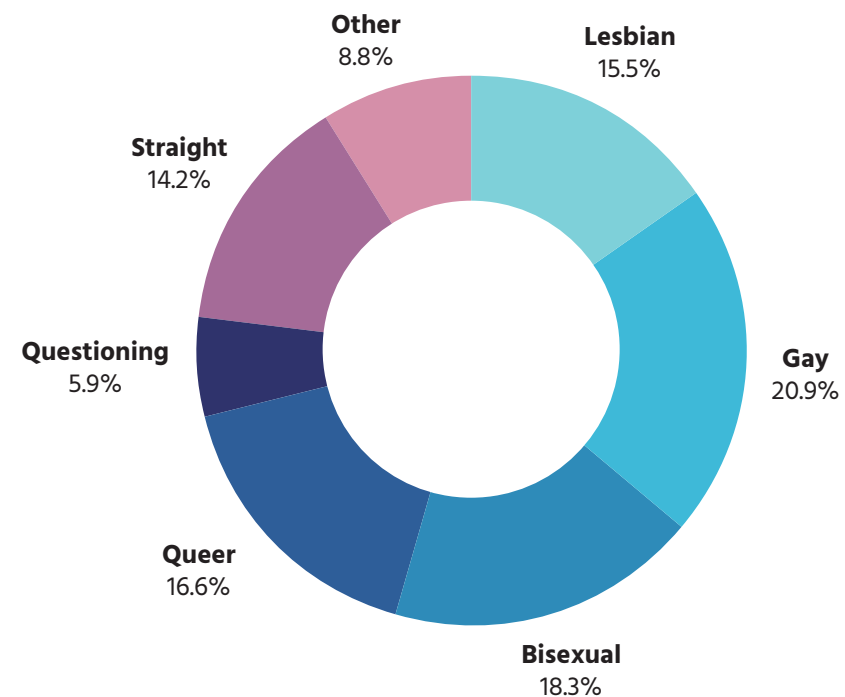
Technology can help to bridge this gap through online queer spaces where individuals can connect with other community members and access information about their identities and lives. The development of telehealth services has helped bring essential services to rural LGBTQ+ communities, such as gender-affirming healthcare and more variety in healthcare providers so that individuals can make sure they are receiving informed, safe, and affirming care.

PowerOn granted technology has empowered many of our partner centers to expand their reach and stay connected with rural LGBTQ+ communities.

## THOSE SERVED BY LOCATION



## DEMOGRAPHICS | SEXUAL ORIENTATION





# CONFRONTING GENDER DISPARITIES

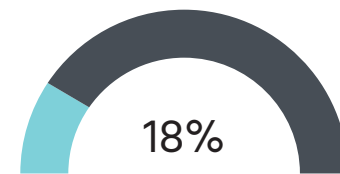
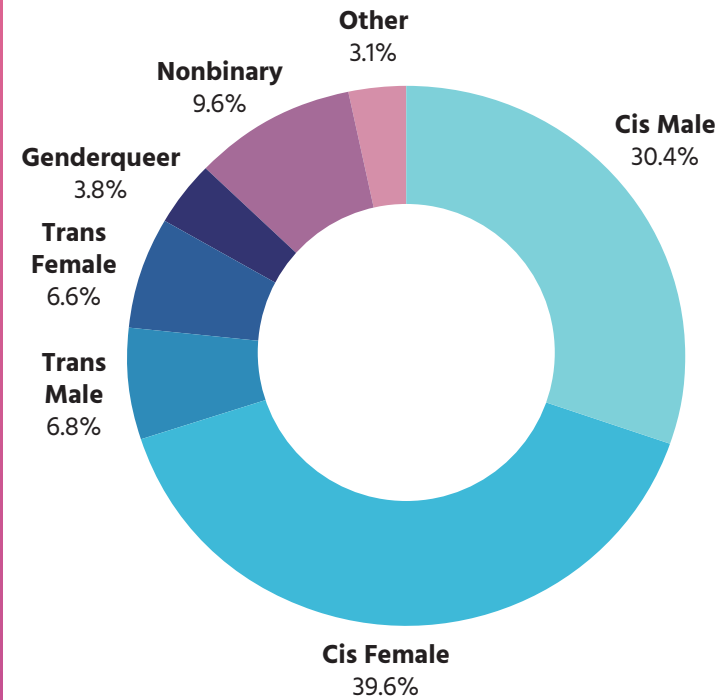
Across the board, women within the LGBTQ+ community face higher levels of depression, and also report higher levels of fair or poor health. There are many factors that contribute to this, but some of the most pressing and impactful contributing factors are:

- Economic opportunities
- Employment and housing
- Chronic stress
- Discrimination
- Victimization

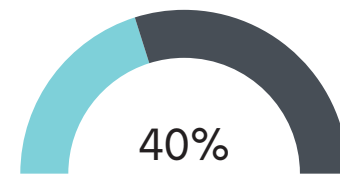
40% of LGBTQ+ women reported having depression, compared to 26% of LGBTQ+ men, and 9% of the general U.S. population. LGBT Tech acknowledges these disparities, and is committed to ensuring a diversified reach of the technology we grant.

In 2021, the PowerOn grant reached more cis men and trans men in each age category than cis women and trans women. In 2022, the PowerOn grant reached more trans women and cis women than trans men and cis men for the first time in the program's history. PowerOn had an impressive 18.5% growth in reach to trans women and cis women in 2022, resulting in an additional reach of 11,000 women in only one year. The PowerOn tech grant is used by partner centers to connect the LGBTQ+ community to telehealth services, mental health services, therapy and much more.

## DEMOGRAPHICS | GENDER



LGBTQ+ women who suffer from depression compared to 10% of the general U.S. female-identifying population



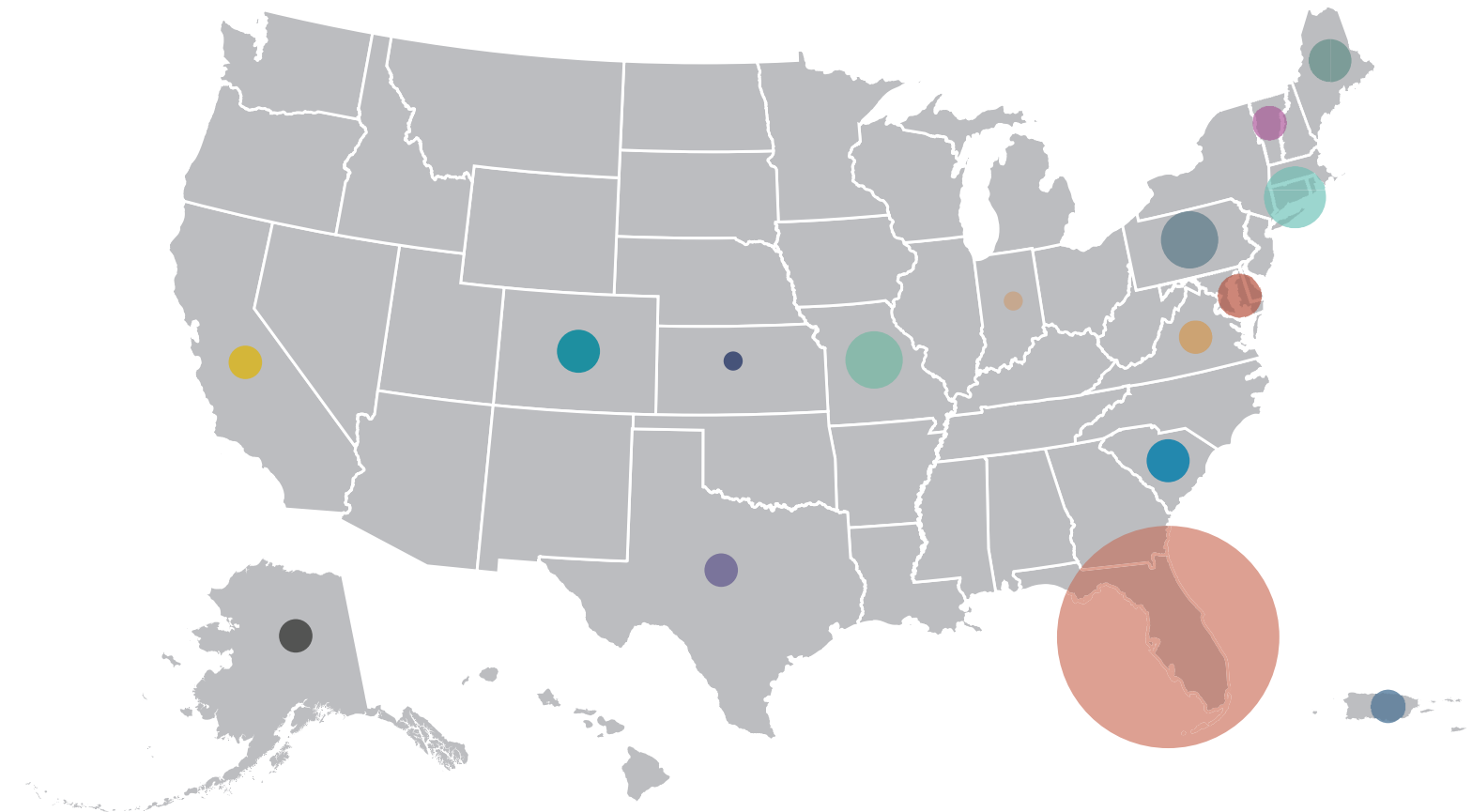
Increase in reach of LGBTQ+ women in the last year

**11,000+**  
More LGBTQ+ women reached in 2022

# POWERON DATA 2022

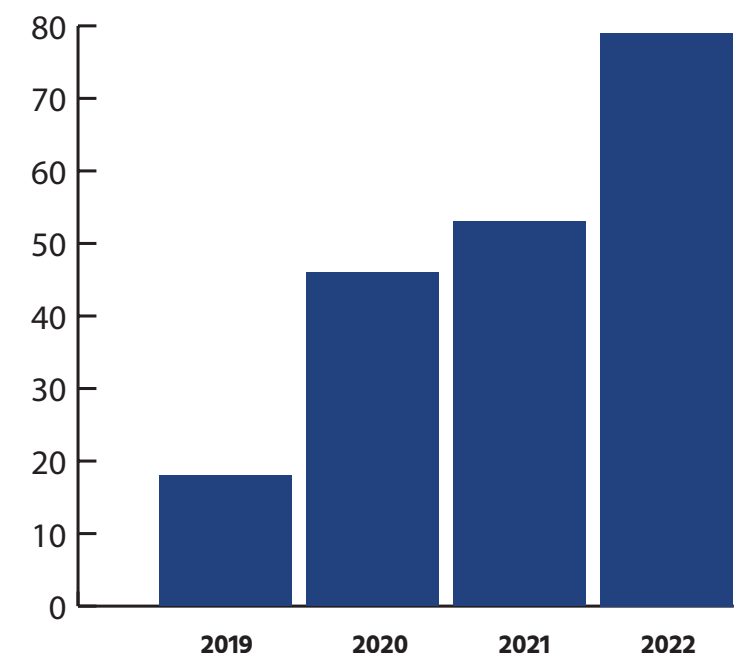
The following map displays the 2022 PowerOn grant reach by state. The size of the circle in each state is indicative of the number of LGBTQ+ individuals served in that state in 2022.

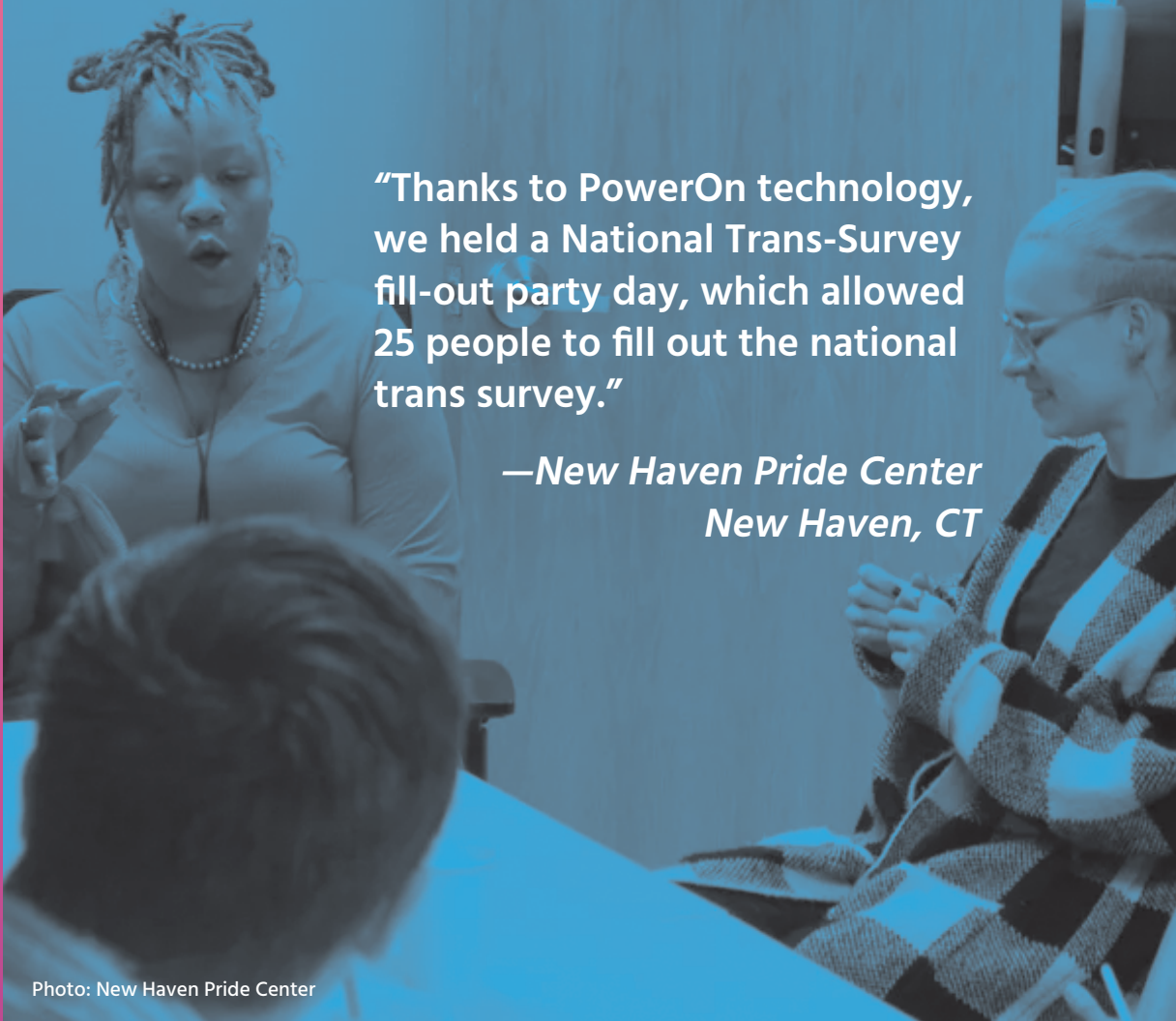
Note: The map also includes Puerto Rico and Washington D.C.



## PARTNER CENTERS

The number of PowerOn partner centers has more than doubled since 2019. We are excited to share that PowerOn continues to grow its reach on a national scale, and now for the first time, PowerOn is also reaching LGBTQ+ individuals on an international level as well.





“Thanks to PowerOn technology, we held a National Trans-Survey fill-out party day, which allowed 25 people to fill out the national trans survey.”

—New Haven Pride Center  
New Haven, CT

Photo: New Haven Pride Center



Photo: New Haven Pride Center

“It’s hard to find places to meet people because of my disabilities. I consider myself bisexual and it’s great to make new friends. Everyone is inviting here.”

—Bradbury-Sullivan LGBT Community Center  
Allentown, PA

## CHALLENGES FACED BY THE LGBTQ+ COMMUNITY

In 2022, 315 discriminatory anti-LGBTQ+ bills were introduced across the U.S., many of which specifically targeted transgender and nonbinary youth. While the majority of these bills failed to pass, our community still suffered a reduction of our human rights and for many, access to crucial services became a challenge. These political attacks continue to threaten the LGBTQ+ community, and navigating a politically hostile climate also has serious implications for community members’ mental and physical well-being. It is more important now than ever that LGBTQ+ individuals have access to social services such as mental health services and housing support, as well as community spaces for peer support and queer joy. PowerOn is proud to support our partner centers as they work hard to empower the LGBTQ+ community through programming, both in-person and virtually.

UP TO  
**40%**  
OF YOUTH  
FACING  
HOMELESSNESS  
ARE LGBTQ+



LGBTQ+ workers earn 90 cents for every dollar their non-LGBTQ+ counterparts earn.



“The technology provided by PowerOn has enabled Youth Oasis to expand the services we offer to our community. We provide tablets to youth to help them with job applications, group, individual therapy, and classes. Our staff members have also used laptops provided by PowerOn to provide assessments, manage client records and connect with youth virtually. This has enabled us to provide more meaningful support and assistance to the individuals in our community.”

—Youth Oasis, Baton Rouge, LA


<33%

Less than 1 in 3 transgender and nonbinary youth found their home to be gender-affirming



27%

of LGBTQ+ individuals reported lack of funds for sufficient food



20%

1 in 5 LGBTQ+ individuals has dealt with workplace discrimination



22,772  
TOTAL REACH

In 2022 the Mini Grant achieved record growth with a 32% increase in the program's reach

\$42,000  
TOTAL VALUE GRANTED

Same grant dollar amount as 2021

6,961  
RURAL REACH

Almost 7,000 LGBTQ+ individuals in rural areas reached in 2022

# CHALLENGES

# 2022 MINI GRANT IMPACT

60%

LGBTQ+ youth who wanted mental health care were not able to access it



45%

LGBTQ+ youth seriously considered suicide in 2022



28%

LGBTQ+ youth face housing instability or experience housing instability



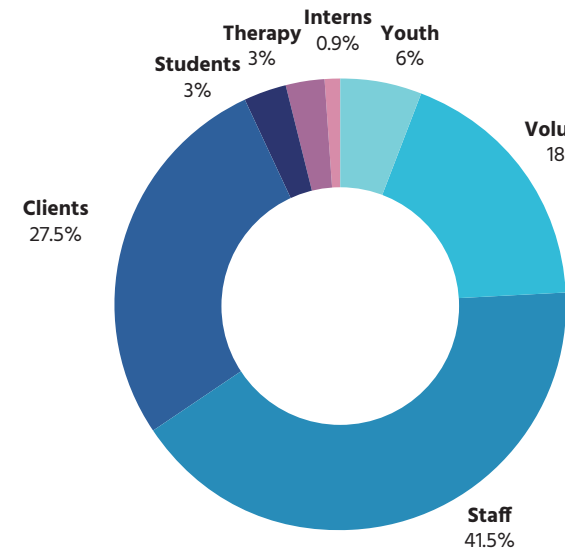
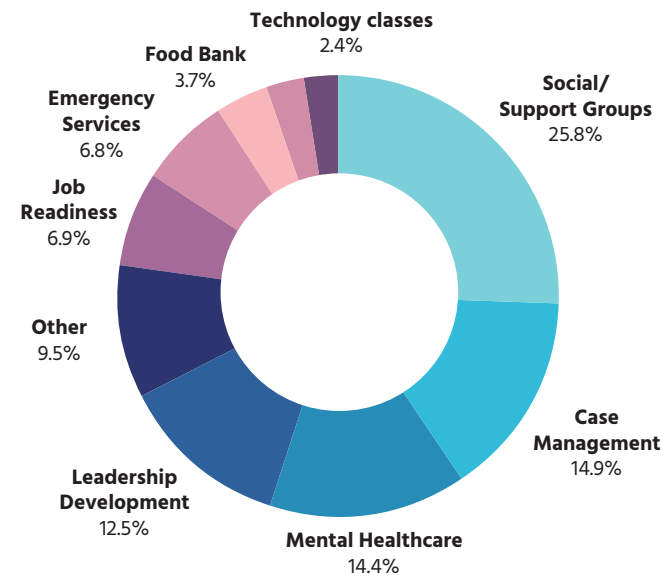
## 2022 MOBILE MINI GRANT

The Mini Grant was created as an emergency response to COVID-19, and has since transformed into an annual grant that continues to be centered around community, advocacy, and connectivity. Staying true to its roots, the Mini Grant provides partner centers with access to critical technology that empowers them to combat the day-to-day crises and emergencies our community members face.

In 2022, the Mini Grant made huge strides. Thanks to support from T-Mobile, LGBT Tech was able to grant technology, increase the reach and impact of that technology, and support more LGBTQ+ individuals in accessing services that are technology dependent.

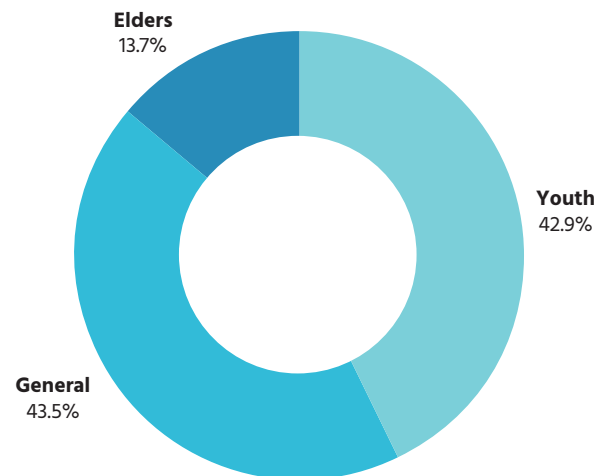
In 2022, our partner centers leveraged PowerOn technology grants to provide community members with access to mental healthcare, support/social groups, food bank services and much more. The Mini Grant directly supported LGBTQ+ individuals in accessing resources that supported them in combating the unique challenges our community faces.

**SERVICES DISTRIBUTION**  
The donut chart to the right shows the distribution of the services provided through use of Mini Grant technology.



**USER DISTRIBUTION**  
The 2022 user distribution of the technology granted through the Mini Grant is the following.

**AGE DISTRIBUTION**  
The 2022 age distribution of the technology granted through the Mini Grant is the following.



**3,191**  
clients accessed  
mental health  
service.

**564**  
clients accessed  
primary/clinical  
healthcare,  
including  
gender-affirming  
healthcare

**1,653**  
Support Groups  
and Social Events  
held

**528**  
clients accessed  
emergency  
services

We want to highlight the great work our partner centers are doing. Without them, the impact of our technology would not be the same. We cherish the relationships we have established, and feel very fortunate to work with such a great pool of centers that go above and beyond for the LGBTQ+ community each day. For each device we distribute, they provide the tutors to learn how to use it, organize the telehealth appointments to leverage it, and create the virtual safe spaces that keep our community flourishing and thriving with it. It is because of their grit that our granted devices can have the lasting impact they have made. The services these centers provide are so much more than percentages. For every single service provided, there is a team of talented individuals coordinating, organizing, and connecting people and resources. For that reason, we want to highlight the outstanding numbers behind each service provided using PowerOn technology.

**217**  
clients  
attended  
technology  
classes

**65%**  
of Partner  
Center case  
loads were  
managed using  
granted tech

**1,512**  
engaged in  
leadership  
development

**696**  
clients  
accessed food  
bank services

The reach of both the LGBTQ+ community and the importance of technology extends far beyond borders. However, for many in the LGBTQ+ community, their lives are defined by the borders that either confine them into countries that criminalize their existence or shut them out from accessing safety or a better quality of life. That is why in 2022, LGBT Tech piloted its first international distribution of PowerOn technology to LGBTQ+ asylum seekers globally through our partnership with Safe Place International. Through years of work and building expertise, we understand the unique uses and reliance on technology by the LGBTQ+ community. Through our partnership with SPI, we are expanding this work internationally to include some of the most vulnerable members of our community, connecting them with life-saving devices.



## INTERNATIONAL IMPACT

**300**

DEVICES GRANTED

These devices went to LGBTQ+ refugees and asylum seekers

**\$24,600**

TOTAL DOLLAR AMOUNT OF GRANTED TECHNOLOGY

LGBT Tech granted Safe Place International \$24,600 worth of technology in the first year of our partnership

**430**

TOTAL REACH 2022

430 LGBTQ+ asylum seekers and refugees reached internationally for the first time

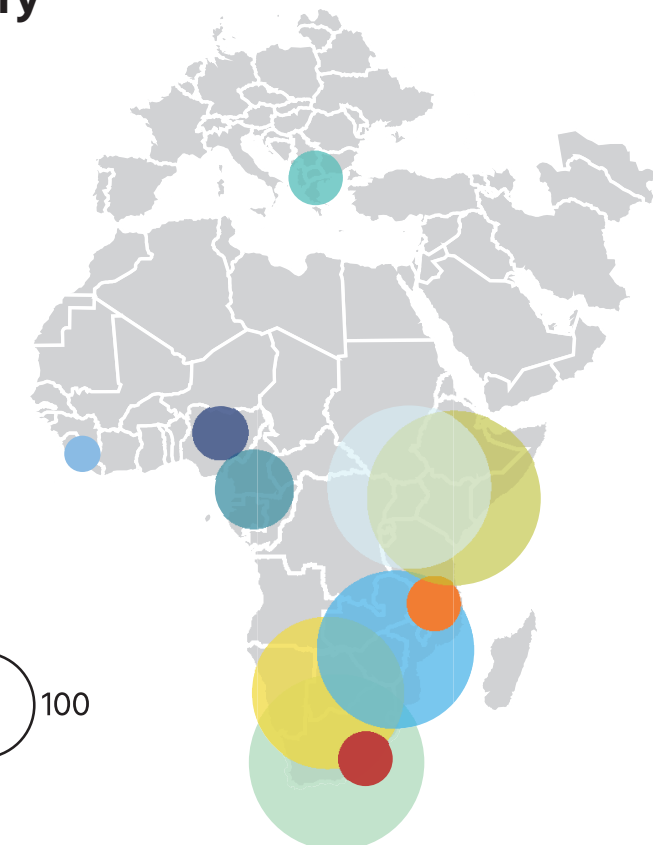
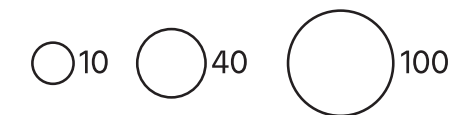
## GRANTING TECH INTERNATIONALLY

### PowerOn Technology Reach by Country

LGBT Tech granted technology to LGBTQ+ refugees and asylum seekers in 11 other countries this past year through an important partnership with Safe Place International. The following map shows the countries that received tech, and LGBT Tech's reach by country.

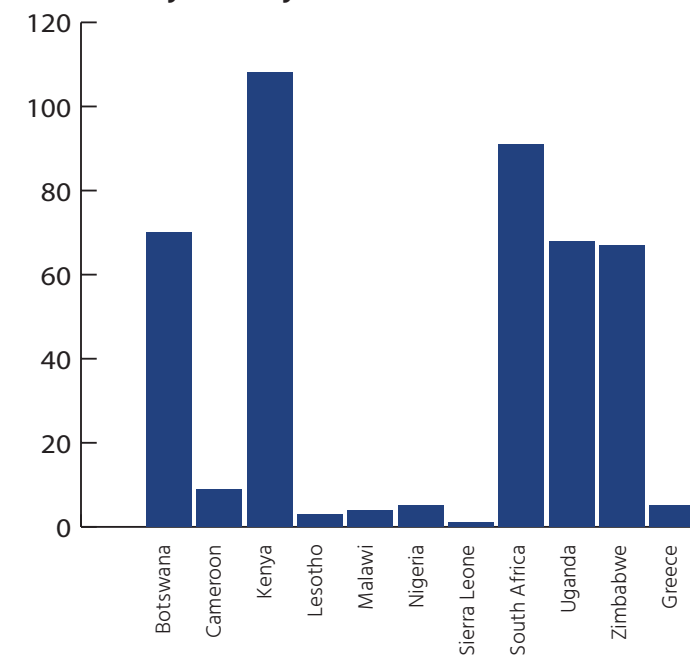
- Botswana
- Cameroon
- Greece
- Kenya
- Lesotho
- Malawi
- Nigeria
- Sierra Leone
- South Africa
- Uganda
- Zimbabwe

Count



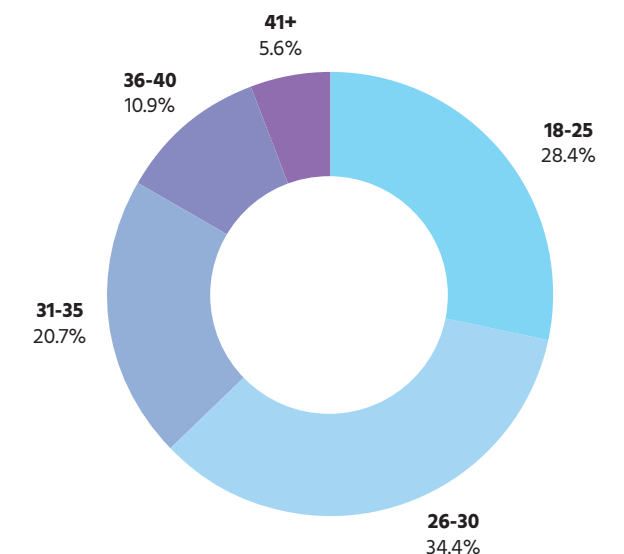
### THOSE SERVED BY COUNTRY

LGBTQ+ refugees and asylum seekers reached by country.



### THOSE SERVED BY AGE

Distribution of LGBTQ+ refugees and asylum seekers reached by age.

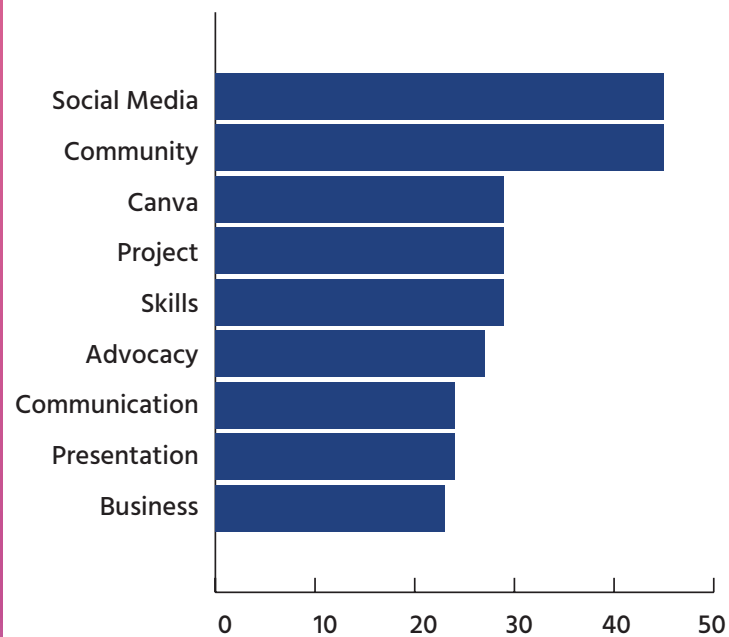


# SUPPORTING LGBTQ+ REFUGEES AND ASYLUM SEEKERS INTERNATIONALLY

Through LGBT Tech's partnership with Safe Place International, PowerOn technology reached an international audience for the first time. This technology supported refugees and asylum seekers, who are some of the most vulnerable in our community. Many recipients responded sharing they would use the technology for connecting with community, sharing resources, and LGBTQ+ advocacy.

## HOW GRANTEES ARE USING POWERON TECHNOLOGY

When grantees were asked how they would use the technology they were granted by LGBT Tech, they shared the following responses.



**“My dream of running a safe house for rescue of the people who have been chased from home by either their partners or parents...”**

*—Safe Place International tech recipient*

# KEY TAKEAWAYS, SUCCESSES, AND CHALLENGES

Overall, 2022 was an exciting year for LGBT Tech and our partner centers. We look forward to continuing to grow our grants and expand our reach and support the LGBTQ+ community. However, it is important to remember and acknowledge that our community continues to face unprecedented legislative attacks, and we have our work cut out for us these upcoming years.

## SPI PARTNERSHIP

The PowerOn tech grant reached an international population for the first time in 2022.

- 430 refugees and asylum seekers reached
- Had an impact in 11 countries in year one.

## SOCIAL IMPACT

PowerOn social impact highlights from 2022:

- 410 LGBTQ+ elders reached
- 2X increase in those who found stable housing in the last four years

## TELEHEALTH SUPPORT

Telehealth was a huge need for our community in 2022, and our technology grants delivered.

- Trans individuals in rural areas were able to access gender-affirming care
- Center members were able to access mental health services

**As the LGBTQIA+ community's reliance on access to technology grows, so does PowerOn.** As we continue to expand our reach into the community and deepen our understanding of the issues that our community faces, we continue to build and update the program, made possible thanks to valuable community feedback and continued support from PowerOn sponsors.



**PATHS**

PATHS is a program to inspire and empower LGBTQ+ youth and young adults interested in careers in STEAM (science, technology, engineering, arts, and mathematics) fields

through storytelling by current LGBTQ+ STEAM professionals, and connection to the resources needed to pursue STEAM careers. LGBT Tech’s PATHS program offers grant and mentorship opportunities for students, and a web series featuring interviews with current LGBTQ+ STEAM professionals. *Learn more at [www.lgbttech.org/paths](http://www.lgbttech.org/paths)*



**DIGITAL NAVIGATOR**


LGBT Tech’s Digital Navigator Program dismantles barriers to digital access and empowers LGBTQ+ communities through the FCC’s Affordable Connectivity Program (ACP). By tapping into our PowerOn program’s vast network of LGBTQ+ partner centers, spanning 37 states and territories, the Digital

Navigator Program aims to raise awareness and participation in ACP. Integrating PowerOn’s expertise in device provision, this program ensures ACP registrants are aware of device accessibility options. Together, through digital skills workshops, advocacy, and impactful reporting, LGBT Tech’s Digital Navigator Program is propelling digital equity and empowerment for the LGBTQ+ community.



**XR LGBT**

LGBT Tech is exploring the ways that extended reality, augmented reality, and virtual reality provide new opportunities for the LGBTQ+ community, and understand the risks associated with these developing technologies.



**AI**

LGBT Tech is exploring the implementation of artificial intelligence at the intersection state laws and cutting edge technology. Through use of AI, LGBT Tech is creating a state law tracker that flags anti-LGBTQ+ laws, and breaks down complex legal jargon into accessible vocabulary for

any individual engaging the tracker. Our fundamental belief is that knowledge is power, and by empowering our community with accessible vocabulary, we are able to break barriers to to what is going on in our country’s states. We hope this results in more movement towards action that empowers and protects our community’s human rights.

# ACKNOWLEDGEMENTS

Our achievements would not be possible without the support of our generous sponsors who continually invest in our work and program outreach.



*We thank you for your continued support of our efforts to close the digital divide for the LGBTQ+ community.*



CONTACT US [www.poweronlgbt.org](http://www.poweronlgbt.org)

FOLLOW US @Poweronprogram @Poweronprogram



